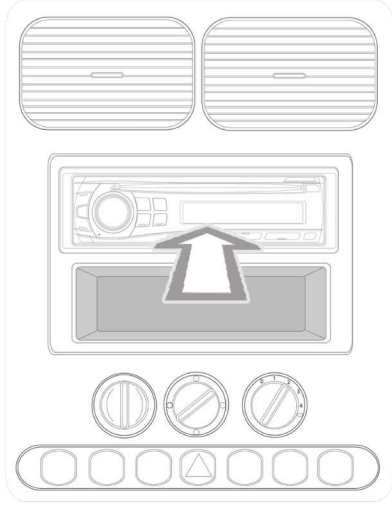
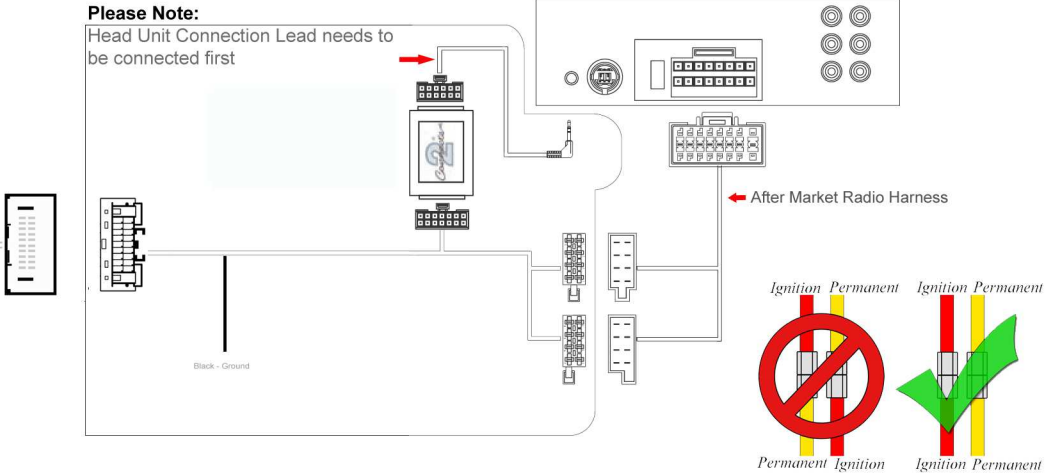
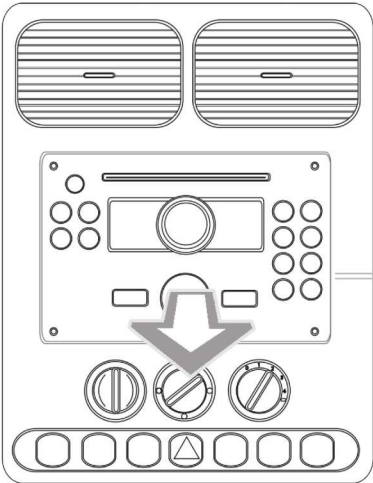


# Installation Guide

Part No: CTSNS010.2 Nissan Steering Wheel Control Interface

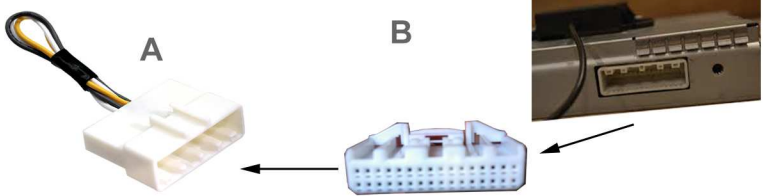


Vehicle Compatibility:  
Analogue Models 2009>

## Steering Wheel Control Functions



## Connecting to the Bluetooth Module



1. Locate the OEM bluetooth module. This is usually behind the glovebox, or under the passenger seat in most vehicles. For Versa, it is in the right hand side of the boot/trunk behind the carpet.
2. Disconnect the white 32 Way connector (B) and plug it into the supplied connector (A).
3. The phone buttons on the steering wheel will now be functional.