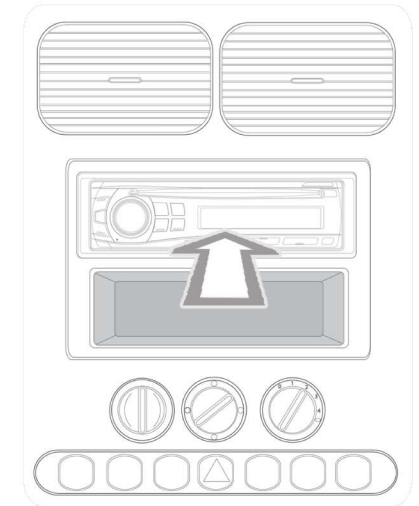
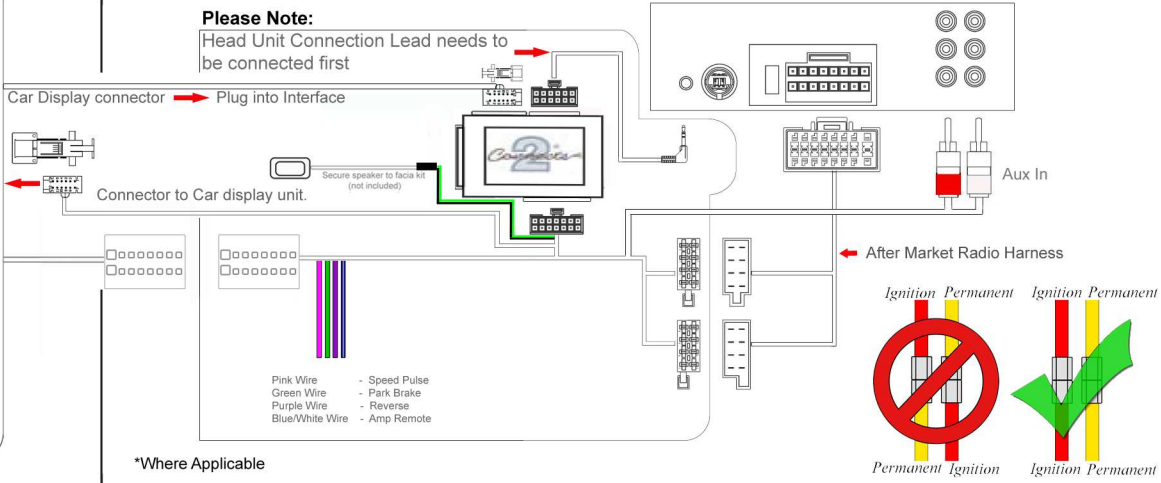
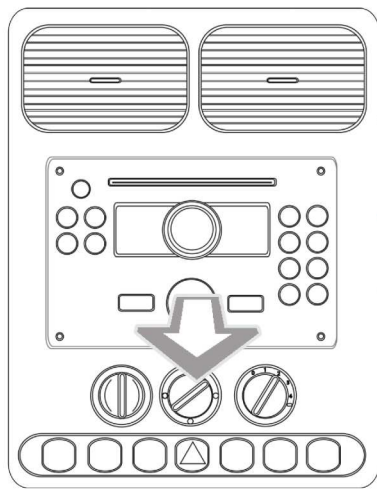


# Installation Guide

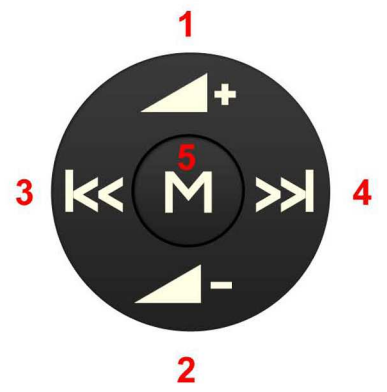
Part No: CTSFO006.2 Ford Can-Bus Steering Wheel Control Interface



## Vehicle Compatibility:

- Ford Focus 2010>
- Ford Focus C-Max 2010>
- Basic display

## Steering Wheel Control Functions

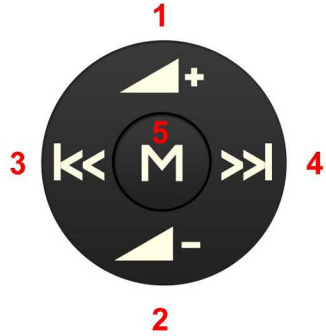


- 1 - Volume +
- 2 - Volume -
- 3 - Track Down / Scan Down
- 4 - Track Up / Scan Up
- 5 - Source

\* Note All Dates are guide lines only as specifications of vehicles change

# Installation Guide

Part No: CTSFO006.2 Ford Can-Bus Steering Wheel Control Interface



- 1 - Volume +
- 2 - Volume -
- 3 - Track Down / Scan Down
- 4 - Track Up / Scan Up
- 5 - Source

1. Press & hold **M (button 5)** for 2 Seconds
2. Press **up/down (Button 1/2)** till clock setting is selected.  
Then press **Right Arrow (Button 4)**
3. Press **up/down (Button 1/2)** till Set Date is selected then press **M (button 5)**
4. Once in the date set menu **up/down (Button 1/2)** will change the selected item & **left/right (Button 3/4)** will change which item is selected.
5. *Once Everything is set press M (button 5) to exit.*

*Time can be set with buttons on display*



Step2



Step3



Step4



Step5